


Using Visuals to Increase your Child's Independence and Communication



What are Visuals?



Visuals are all around us and we rely on them as adults everyday. They can be in the form of signs, text, photo's, brochures, drawings, gestures, logos. As parents many of use rely on visuals to help us organise our time and understand the world around us.

Types of visuals:


				apple
Real Object	Remnant	Photo	Symbol	Written word

Research

"Using visuals can help children function more independently and decrease their need for adult prompts" Ganz, 2007

Visual supports can increase a child's speech production when spoken language is consistently paired with the symbol.

Miller, Light and Schlosser 2006



small TALK
speech therapy

Using Visuals to Increase your Child's Independence and Communication



Visuals for Kids

turn TV off



make bed



Schedules

Choice boards

First Then Boards

Social stories and scripts

Labels

Checklists

Diaries and Calendars

Coreboards


Rule Reminder Cards

Task analysis

Contingency Maps

5 Tips for Using Visuals

1. Teach recognition
2. Be consistent
3. Pair with verbal language
4. Make visuals readily available
5. Get your child's input



small TALK
speech therapy